

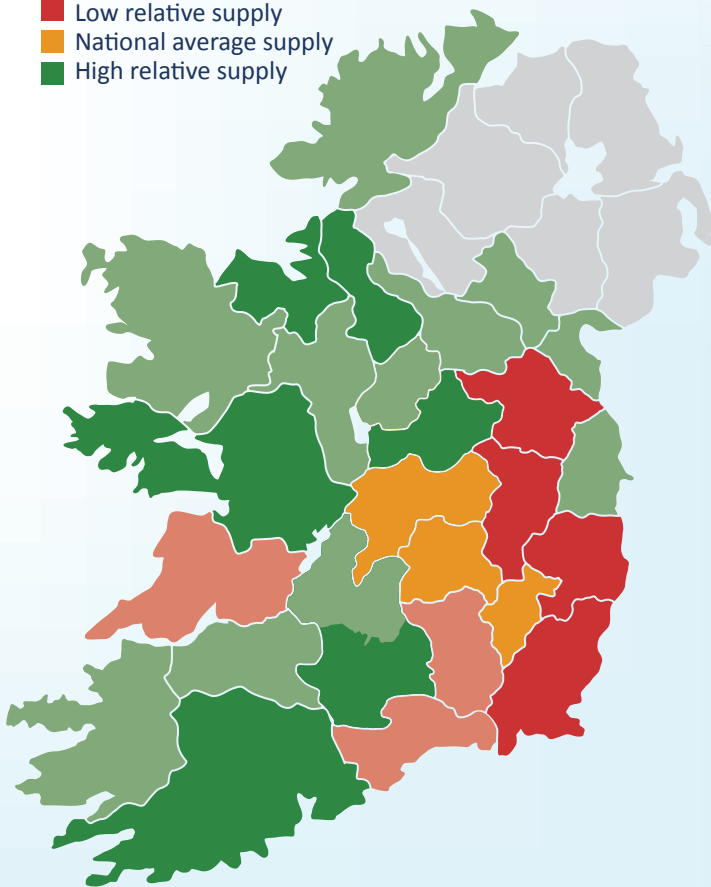
UNEQUAL SUPPLY OF HEALTH AND SOCIAL CARE ACROSS COUNTIES

Large inequalities in supply of health and social care in Ireland measured in 2014. In order to achieve equity in health and social care supply, increases in supply of care could be needed in many counties.

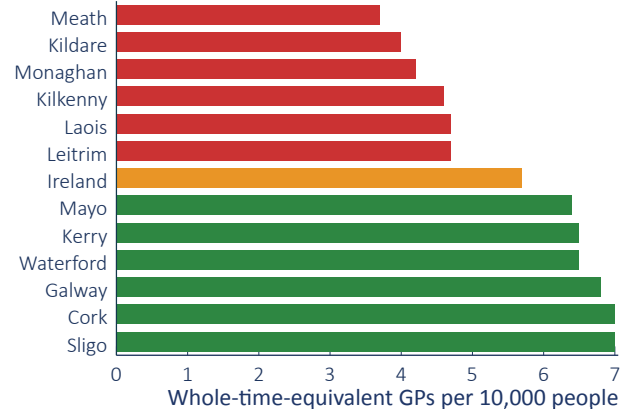
Inequalities in the supply of health and social care could impede progress towards proposed Sláintecare policies of moving some care from hospitals to the community.

OVERALL SUPPLY OF 10 SERVICES EXAMINED

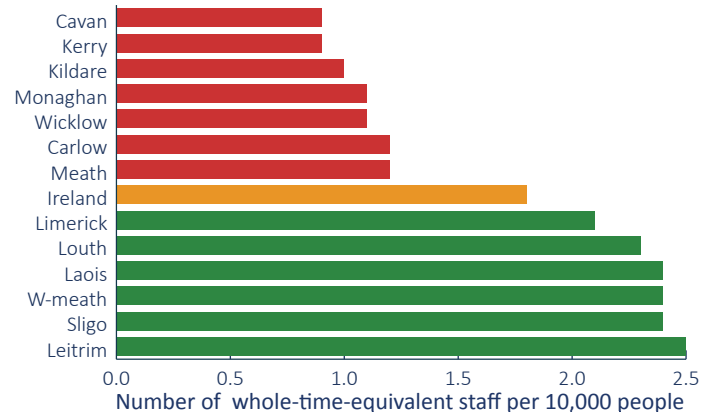
- Low relative supply
- National average supply
- High relative supply



GENERAL PRACTITIONERS



COUNSELLORS & PSYCHOLOGISTS



10 NON-ACUTE SERVICES EXAMINED

- GPs
- Community Nurses
- Public + Private Physiotherapists
- Public Occupational Therapists
- Public Speech & Language Therapists
- Public Podiatrists
- Public Counsellors & Psychologists
- Public Social Workers
- Public + Private Nursing Home Beds
- Public Home Care Hours



HOME CARE HOURS

